

IMPLEMENTATION CHECKLIST

Back to Basics

22 Lessons
Weather and Climate

JUMP DOWN TO UNIT GUIDE

GENERATE PRINTABLE TEACHER'S GUIDE

Chapter 1: Which island's weather would be best for orangutans?
6 Lessons

Chapter 2: Which island's weather will continue to be best for orangutans?
5 Lessons

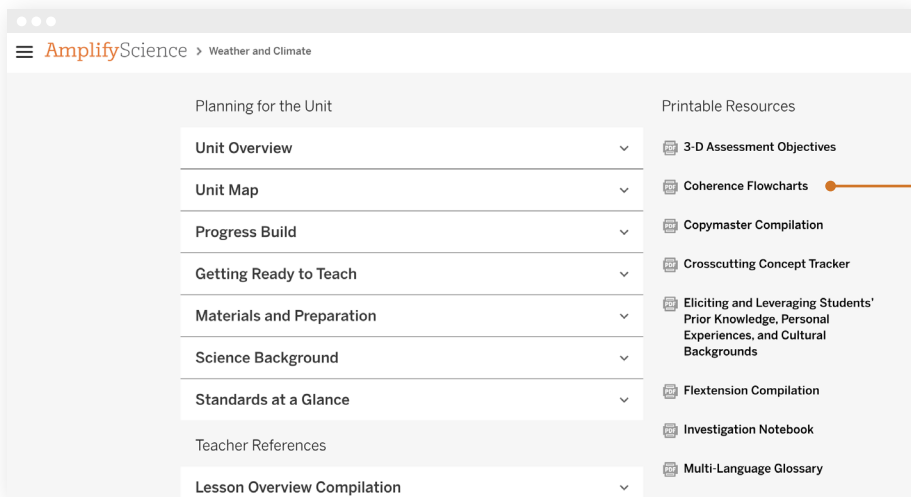
Chapter 3: Over many years, which island's weather will be best for...
7 Lessons

The screenshot shows a digital interface for the 'Weather and Climate' unit. At the top, it says '22 Lessons' and 'Weather and Climate'. Below that is a navigation bar with 'JUMP DOWN TO UNIT GUIDE' and a button for 'GENERATE PRINTABLE TEACHER'S GUIDE'. Three chapter cards are displayed, each with a small landscape illustration and a question about weather suitability for orangutans. The first card is for Chapter 1 (6 lessons), the second for Chapter 2 (5 lessons), and the third for Chapter 3 (7 lessons). A green sea turtle is positioned at the bottom of the laptop screen.

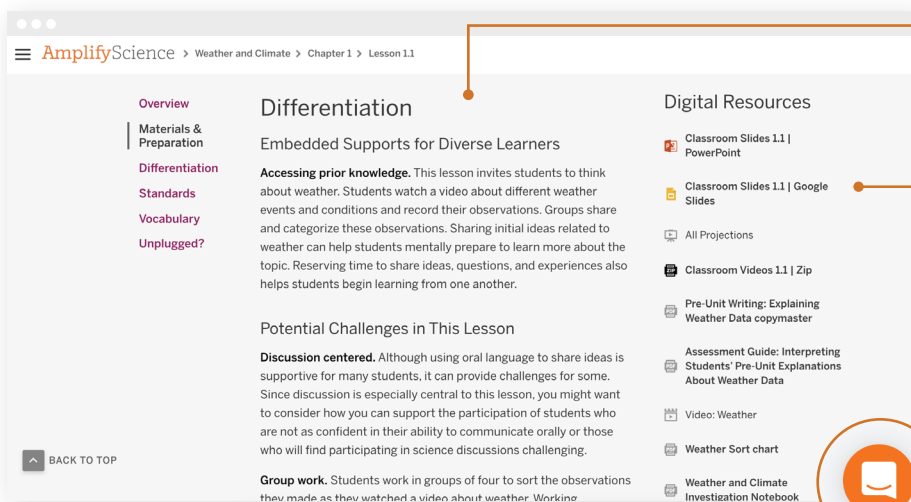


Amplify Science K–5 101

Use this checklist as a refresher for what we covered in the session to help you implement Amplify Science in your classroom.

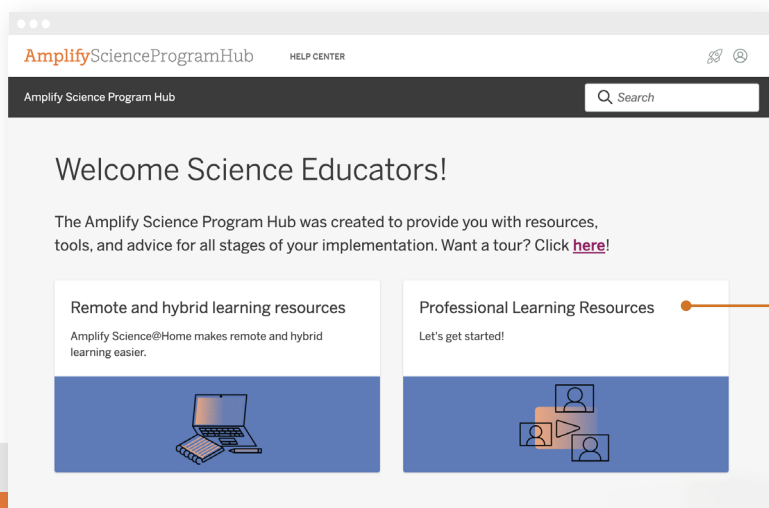


1. Navigate to the Unit Landing Page, scroll down or select **Jump down to Unit Guide**. Open, and familiarize yourself with a **Coherence Flowchart** for an upcoming unit.



2. Review the **Differentiation** suggestions for two separate lessons.
3. Download and edit one slide of a **Classroom Slide deck** from the **Digital Resources** area of the Lesson Brief page—use either PowerPoint or Google Classroom slides.

If you need help, just click on the **Amplify Chat icon** in the bottom right-hand corner of your screen.

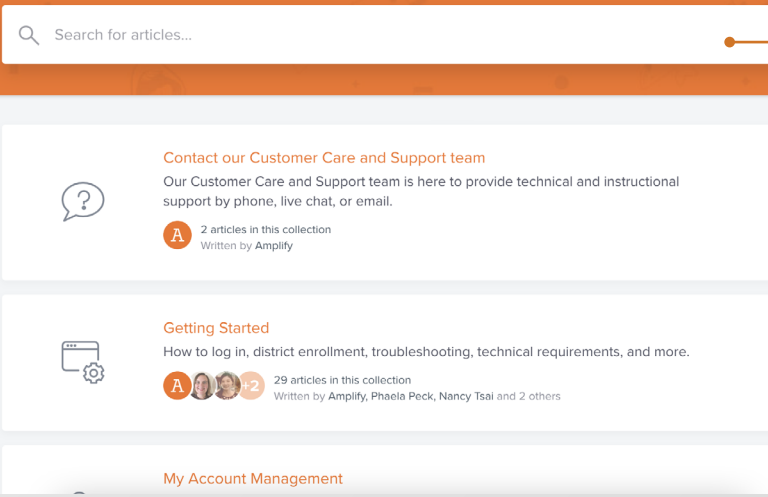


4. Visit the **Amplify Science Program Hub** and navigate to the **Professional Learning Resources tab**.

Check out the **Getting started** section for additional navigation information and continue clicking around for more resources!

Amplify.

Advice and answers from the Amplify Team



5. Use the search tool at the top of **our help library** and type in keywords such as *assigning* or *QR code* to find help articles. Use this search tool anytime you're looking in our robust help library for details you need on Amplify resources.

Need another refresher? Visit
start.amplify.com/bonus
to find helpful resources on the
start.amplify Science page.

Amplify.